



## Specification document of OSS-EC BSL00000057

BSL No.	00000057		
Specification Ver	01.00.00	Aug 31,2022	New release
	01.00.01	Sep 10,2022	Corrected license URL
	01.00.02	Sep 28,2022	Corrected WMA
	01.00.03	Oct 19,2022	Corrected license content
Documentation provided	Rui Long Lab Inc. <a href="https://rui-long-lab.com/">https://rui-long-lab.com/</a>		

- 1. Overview ..... 2
- 2. Features ..... 2
- 3. OSS-EC Architecture ..... 2
- 4. Components Software Interface ..... 3
- 5. Usage Scenes ..... 4
- 6. State flow ..... 4
- 7. API ..... 5
- 8. Outline specifications ..... 6
- 9. Example ..... 8
- 10. File configuration ..... 8
- 11. User setting ..... 9

### License

Open Source Software for Embedded Components ("OSS-EC") is open source software files and related documentation files for component products used in computer systems and other applications. OSS-EC is provided to those who accept the OSS-EC Terms of Use for the OSS-EC site; see [https://oss-ec.com/license\\_agreement/](https://oss-ec.com/license_agreement/) for the OSS-EC Terms of Use. By downloading the OSS-EC from the OSS-EC site or obtaining the OSS-EC by any means, you accept the Terms of Use. Please read and accept the Terms of Use before using the OSS-EC. If you do not agree to the Terms of Use, please do not use the OSS-EC.

## 1. Overview

This software specification is for OSS-EC for ADC components.

本ソフトウェア仕様は、ADC コンポーネント用 OSS-EC の仕様です。

## 2. Features

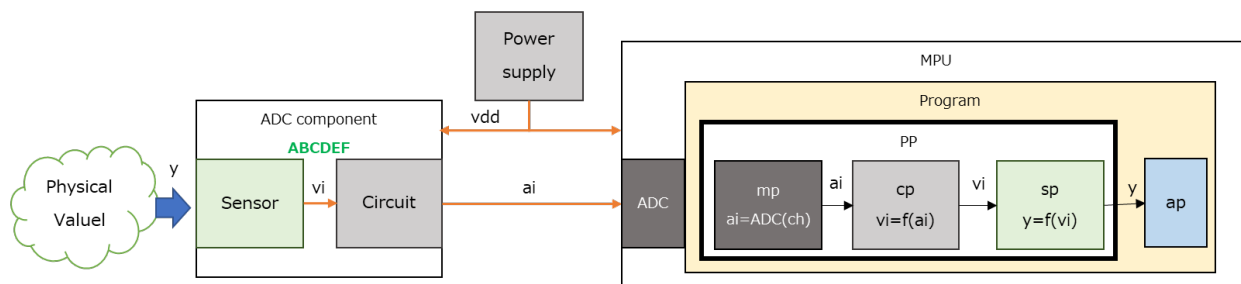
- Component type	ADC component
- Number of Components	Single
- Supported OS (HAL)	Arduino
- Calculation	Floating-point
- Conversion type	Linear
- Moving average filter	Moving average filter select ( Non,SMA,EMA,WMA )
- Diagnosis	Range (Min to Max)

## 3. OSS-EC Architecture

The OSS-EC architecture of ADC component (analog output component) is shown in the figure below, according to the component architecture.

ADC コンポーネント（アナログ出力コンポーネント）用 OSS-EC アーキテクチャは、コンポーネントアーキテクチャに合わせ、下図の通りです。

fig. ADC component architecture & OSS-EC architecture



ABCDEF : Model number

#### 4. Components Software Interface

The sensor output voltage to physical quantity conversion is a linear conversion as in the following equation. The nonlinear conversion is provided in a separate BSL.

センサ出力電圧から物理量変換は、下式のような線形変換とする。尚、非線形変換は、別 BSL にて提供する。

ADC value to voltage value conversion formula

$$v_i = ( a_i \times \text{ADC\_vdd} ) / 2^{\text{ADC\_bit}}$$

Voltage value to physical value conversion formula

$$y = ( v_i - x\_offset ) / \text{gain} + y\_offset \quad \text{range min to max}$$

y	physical value
a <sub>i</sub>	A/D conversion value
v <sub>i</sub>	Sensor output voltage value
ADC_vdd	Sensor supply voltage(Vdd) value
ADC_bit	A/D conversion bit length
x_offset	Sensor output voltage offset value
gain	Voltage value to physical value conversion gain
y_offset	Physical offset value
min	Physical value min
max	Physical value max

## 5. Usage Scenes

The usage scenario of the ADC component is assumed to be a scene to be measured in cycles or events.

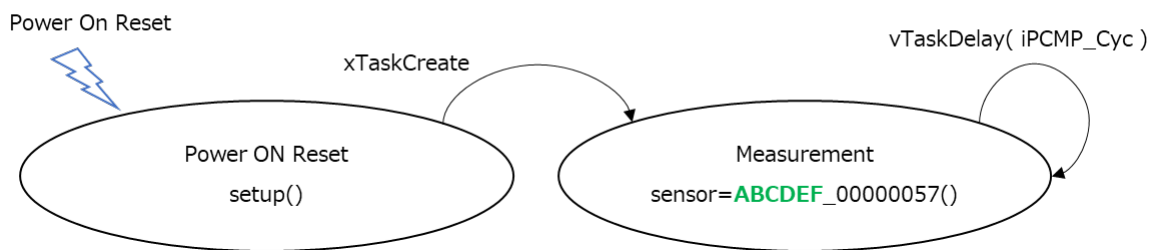
ADC コンポーネントの利用シーンは、周期またはイベントでの計測するシーンを想定する。

## 6. State flow

The state flow of the ADC component shall be as shown in the figure below from the usage scenes.

ADC コンポーネントの状態遷移は、利用シーンから下図の通りです。

**fig. ADC component state flow**

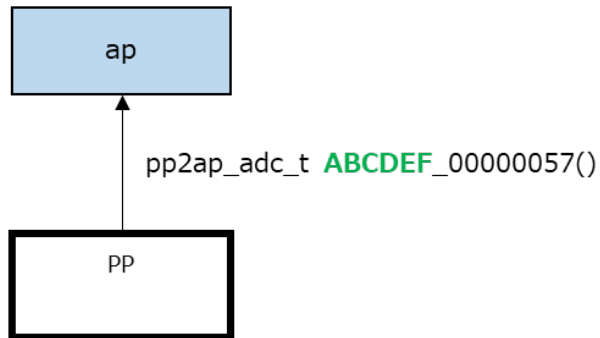


## 7. API

The API is shown in the figure below.

API は、下図の通りです。

**fig 3. API**



```
typedef struct
{
    uint32          sts;          // Diagnosis result of range min to max
    float32         phy;         // Sensor physical value
}pp2ap_adc_t;
```

## 8. Outline specifications

The outline specifications of BSL00000057 are as follows

BSL00000057 の概略仕様は、下記の通りです。

- 1) Analog value read
- 2) Converts analog values to voltage values
- 3) Convert voltage values to physical values
- 4) Range min to max
 

wk	range min to max	
res.sts	Normal	iNormal
	More than maximum value	iMax_NG
	Below minimum value	iMin_NG

- 5) Moving average filter select

Select a moving average according to the value of iMA.

#define iMA	iSMA	Simple moving average filter
#define iMA	iEMA	Exponential moving average filter
#define iMA	iWMA	Weighted moving average filter
#define iMA	iNonMA	Non-moving average filter

SMA calculation method

$$\text{phy} = (y_n + y_{n-1} + y_{n-2}) / n$$

n : iABCDEF\_SMA\_num

EMA calculation method

$$\text{phy} = (y \times k) + (\text{phy}_{n-1} \times (1 - k))$$

k : iABCDEF\_EMA\_K

WMA calculation method

$$\text{phy} = ((y_n \times n) + (y_{n-1} \times (n-1)) + \dots + (y_1 \times 1)) / (n + (n-1) + \dots + 1)$$

n : iABCDEF\_WMA\_num

```

#include "user_define.h"
#include "oss_ec_00000057.h"
static uint32 lib_f32_MaxMin( float32* , float32 , float32 );
#if    iMA == iSMA                // Simple moving average filter
static float32 lib_f32_SMA( float32 , sma_f32_t* );
#elif  iMA == iEMA                // Exponential moving average filter
static float32 lib_f32_EMA( float32 , ema_f32_t* );
#elif  iMA == iWMA                // Weighted moving average filter
static float32 lib_f32_WMA( float32 , wma_f32_t* );
#else                               // Non-moving average filter
#endif

// ADC Initialize Function
void adc_ini( void )
{
    analogReference( iVref );
}

// ADC Main Function
pp2ap_adc_t pp_00000057( tbl_adc_t tbl )
{
    pp2ap_adc_t res;

    // MP A/D value read
    uint16 ai = analogRead( tbl.pin );                1)
    // CP A/D value to Voltage value conversion
    float32 vi = ( ai * iADC_vdd ) / ( 1<<iADC_bit );    2)
    // SP Voltage value to Physical value : linear conversion
    float32 wk = (( vi - tbl.xoff ) / tbl.gain ) + tbl.yoff;    3)
    // range (Min to Max)
    res.sts = lib_f32_MaxMin( &wk , tbl.max , tbl.min );    4)
    // Moving average filter select
    // Moving average filter select                    5)
    #if    iMA == iSMA    // Simple moving average filter
    res.phy = lib_f32_SMA( wk , tbl.sma );
    #elif  iMA == iEMA    // Exponential moving average filter
    res.phy = lib_f32_EMA( wk , tbl.ema );
    #elif  iMA == iWMA    // Weighted moving average filter
    res.phy = lib_f32_WMA( wk , tbl.wma );
    #else
    res.phy = wk;    // Non-moving average filter
    #endif
    return( res );
}

```

## 9. Example

An example using XYZ's **ABCDEF** is shown below.

XYZ 社製 **ABCDEF** を用いた例は、下記の通りです。

```
void ap( void* pvParameters )
{
    pp2ap_adc_t  sensor;
    float        pressure;           // Pressure [kPa]
    unsigned long diagnosis;         // Diagnosis result
                                        // Normal=iNormal, Max NG=iMax_NG, Min NG=iMin_NG
    // ABCDEF sensor read
    do{
        // Read of Pressure Sensor
        sensor = ABCDEF_00000057 () ;
        pressure = sensor.phy;
        diagnosis = sensor.sts;
        // Sensor Application
        // Application cycle wait
        vTaskDelay( iPCMP_Cyc );
    }while(true);
}
```

## 10. File configuration

The file configuration of this OSS-EC is shown in the table below.

Folder name	File name	Summary
<b>XYZ_ABCDEF_00000057</b>	<b>ABCDEF</b> .cpp	<b>ABCDEF</b> const data file
	<b>ABCDEF</b> .h	<b>ABCDEF</b> define header file
	<b>ABCDEF_00000057</b> .cpp	<b>ABCDEF</b> code file
	user_setting.h	User setting header file
	pp_00000057.cpp	BSL00000057 code file
	oss_ec_00000057.h	BSL00000057 OSS-EC header file
	License.txt	OSS-EC license text file
	Spec-00000057.pdf	This specification pdf file
<b>XYZ_ABCDEF_00000057/sample</b>	Spec- <b>ABCDEF</b> .pdf	<b>ABCDEF</b> component software specification pdf file
	sample.ino	Sample code file



## 11. User setting

User configuration is done by user\_setting.h. Select the moving average method, [remove the comments as shown below](#). Also, change the [coefficient](#) of each moving average to match the product.

```
#define iADC_bit          10U           // MPU ADC bit
#define iADC_vdd         5.0F         // MPU Vdd Configures the reference voltage [V]
#define iVref            DEFAULT      // Configures the reference voltage
// DEFAULT: the default analog reference of 5 volts (on 5V Arduino boards)
//           or 3.3 volts (on 3.3V Arduino boards)

#define iABCDEF_pin      A0           // ADC pin of ABCDEF
```

Case : Non-moving average filter select

```
#define iMA              iNonMA       // Non-moving average filter
// #define iMA          iSMA           // Simple moving average filter
// #define iMA          iEMA           // Exponential moving average filter
// #define iMA          iWMA           // Weighted moving average filter
// #define iABCDEF_SMA_num 4U          // Simple moving average number & buf size
// #define iABCDEF_EMA_K  0.25F       // Exponential Smoothing Factor
// #define iABCDEF_WMA_num 4U          // Weighted moving average number & buf size
```

Case : Simple moving average filter

```
// #define iMA          iNonMA         // Non-moving average filter
#define iMA           iSMA           // Simple moving average filter
// #define iMA          iEMA           // Exponential moving average filter
// #define iMA          iWMA           // Weighted moving average filter
#define iABCDEF_SMA_num 4U           // Simple moving average number & buf size
// CAUTION : iABCDEF_SMA_num > 0
// #define iABCDEF_EMA_K 0.25F        // Exponential Smoothing Factor
// #define iABCDEF_WMA_num 4U         // Weighted moving average number & buf size
```

Case : Exponential moving average filter

```
// #define iMA          iNonMA         // Non-moving average filter
// #define iMA          iSMA           // Simple moving average filter
#define iMA           iEMA           // Exponential moving average filter
// #define iMA          iWMA           // Weighted moving average filter
// #define iABCDEF_SMA_num 4U          // Simple moving average number & buf size
#define iABCDEF_EMA_K 0.25F         // Exponential Smoothing Factor
// CAUTION : 0.0 < iABCDEF_EMA_K < 1.0
// #define iABCDEF_WMA_num 4U         // Weighted moving average number & buf size
```

Case : Weighted moving average filter

```
// #define iMA          iNonMA         // Non-moving average filter
// #define iMA          iSMA           // Simple moving average filter
// #define iMA          iEMA           // Exponential moving average filter
#define iMA           iWMA           // Weighted moving average filter
// #define iABCDEF_SMA_num 4U          // Simple moving average number & buf size
// #define iABCDEF_EMA_K 0.25F       // Exponential Smoothing Factor
#define iABCDEF_WMA_num 4U           // Weighted moving average number & buf size
// CAUTION : iABCDEF_WMA_num > 0

#define iABCDEF_ma      iMA
```